

STEEL BAR CUTTER

Bellstone/Gute, Bar Cutting/bending Machines Are Widly Used All Over India And Abroad, It is Most Selling Model With Full Service Back Up And Spare Parts.



REBAR CUTTER (DELUXE)

Feature :

- Adopted Grade II driving mode, with simplified structure and substantial shear velocity increase of 50% than the ordinary cutting-off machine.
- The great quality of flywheel can increase the inertia torque so as to reduce impact load to machine.
- The integral connecting rod and salient bent axle are featured with high strength, easy processing and that the enlarging case opening can facilitate installation and disassembly.
- Cover of top vent of sleeve is fastened with 14 socket high strength head screws so as to prevent from frequent loss.

Best
Selling
Model

BAR CUTTING MACHINE

Model	: BHI-GQ40A
Motor Power kw-p	: 3 kw
Seriate Cutting	: 32 r/min
Max. Dia Meter of cutting	: 32mm
Weight Kg	: 410 kg
Electric Motor	: 3 kw
Overall Dimension	: 1190x450x680
Notice	: Patent Design

Model	: BHI-GQ-50A
Motor Power kw-p	: 4 kw
Seriate Cutting	: 32 r/min
Max. Dia Meter of cutting	: 42mm
Weight Kg	: 570 kg
Electric Motor	: 4 kw
Overall Dimension	: 1300x530x740mm
Notice	: Patent Design

BAR BENDING MACHINE (Automatic)



Feature :

- Totally enclosed type case so that gear and bearing can operate for long period in conditions of sufficient lubrication and dustless. Holes should be processed wholly to ensure the installation accuracy of gear.
- All rolling bearing structure featured with light rotating, long service life and that additional fuel is not needed for spindle sliding bush which ordinary bending machine need.
- Opening at both ends of case can facilitate installation and disassembly of internal parts.
- Increase size and diameter for part of jack of center pile head to enhance its strength. To distinguish functions of each pile head.
- Have numerating function to stop automatically, when get to the pointed number
- Able to store the curved shape of steel bar and to be reusable.
- The bending angle can cycle automatically with simples operation.
- Accurate and efficient with computerisation.

BAR BENDING MACHINE

Model	- BHI-GW-40A
Bending Range	- Up to 32 mm
Electric Motor	- 3 kw
Dimension	- 930x830x850mm
Weight	- 310 kg

REBAR BENDER (DELUXE) (Manual / Automatic)



BAR BENDING MACHINE

Model	- BHI-GW-50C
Bending Range	- Up to 42 mm
Electric Motor	- 4 kw
Dimension	- 1000x800x900 mm
Weight	- 436 kg

BAR CUTTING / BENDING MACHINE



Bar Cutting Machine
Model: GQ-40, Capacity: 6-32 mm
Cutting Frequency: 32 r/min
Motor: 3 KW, Volt: 415, Weight: 330 Kg.



Bar Bending Machine
Model: GW-40
Capacity: 6-32 mm
Speed: 5-15 r/min, Motor: 3 KW – 3 Phase
RPM: 1440, Volt: 380, Weight: 260 kg.



Bar Cutting Machine
Model: GQ-42A
Capacity: 6-32 mm
Cutting Frequency: 32 r/min
Motor: 3 KW, Volt: 415, Weight: 350 Kg.



Bar Bending Machine
Model: GW-42A
Capacity: 6-32 mm, Speed: 5-15 r/min
Motor: 3 KW – 3 Phase
RPM: 1440, Volt: 380, Weight: 280 kg.



Bar Cutting Machine
Model: GQ-42A, Capacity: 6-32 mm
Cutting Frequency: 32 r/min
Motor: 3 KW, Volt: 415, Weight: 350 Kg.



Bar Bending Machine
Model: GW-42A
Capacity: 6-32 mm
Speed: 5-15 r/min
Motor: 3 KW – 3 Phase
RPM: 1440
Volt: 380
Weight: 280 kg.

STELL BAR STRAIGHT & CUTTER



Cutting Capacity	5-14 mm (Ob S 450N/mm2)
Stragtening Moter	11 KW-4P
Model No.)	SGT - 2000-60
Pulling Speed	24-80m/min
Noise Value (n Aways)	S80DB(AB)
Weight	500 Kg+15 Kg.
Dimensions (l*w*h)	1840* 610* 1050mm
Certification	iso 9001 2008

PORTABLE REBAR CUTTER



BHIC-RC-25

Voltage/ Wattage	N.W./G.W. (KGS)	MAX/MIN CUTTING CAPACITY	CUTTING PRESSURE SPEED	Package	Outer packing (cm)	Certificate
230V/ 1300W	24.5 / 32	25MM / 40MM	30 tons/5s	One Pc/Metal Box/Carbide and Ch	56.5x23x34.5	CE STANDARD

REBAR STRIP BENDER



Model	Motor Power kw-p	Rotation Speed of working disc r/min	Range of Bending Diameter mm	Overall Dimension Workmm	Weight kg	Configur
BH15B-10	2.2 KW	32	6-18	800X300X80	233	'80'

Model : TW 22 (Digital)
Capacity : 4 - 18mm
Power : 1.5 KW
Weight : 160 Kg
Dimension : 790x620x810mm

REBAR THREAD ROLLER



REBAR BENDER



BHI-GW-42D-4

Model	Max. Bending Diameter	Working Disk Rotation Speed	Motor Power	Size	Weight	Way of Bending
BH15B-10	45 mm	130r/min	3kw-4P	610x700mm	380kg	Manual/ Automatic

COIL MAKING MACHINE



Model	Max. Bending Bar Diameter	Min. Bending Spiral Diameter	Max. Bending Spiral Diameter	Bending Speed	Motor Power	Size	Weight
BH15B-10	32MM	500MM	Limitless	15m/min	3kw-4P	700x600x800mm	340kg

Concrete Mixer

Power: 750 W
Capacity : 200 Liters
Drum Diameter : 630 mm
Drum Mouth : 395 mm
Ring Gear : Cast Iron
Weight : 67 KG
Packing Size : 77 x 73 x 52cm



BHI -84062



BHI -84113

Concrete Mixer with Stand

Power: 370 W
Drum Diameter : 566 mm
100x130x140cm
Packing Size : 83 x 61 x 64 cm

Capacity : 150 Liters
Overall Dimensions :
Weight : 61 KG

Concrete Mixer (Pan Type)

Power : 1500 Watt
Capacity : 120 Liters
Drum Diameter : 720 mm
Overall Dimensions : 95x81x108cm
Weight : 125 KG
Packing Size : 96 x77x70cm



**Concrete Mixer (75 Liter)
BHI -84011**

Power : 300 Watt
Capacity : 75 Liters
Drum Diameter : 500 mm
Drum Mouth : 290 mm
Ring Gear : Punched
Weight : 32 KG
Packing Size : 62x58x38 cm

Concrete Mixer (120 Liter)

Power : 500 W
Capacity : 130 Liters
Drum Diameter : 566 mm
Drum Mouth : 385 mm
Ring Gear : Cast Iron
Weight : 57 KG
Packing Size : 77 x 69 x 43cm



BHI-84032

CNC STEEL BAR STIRRUP BENDER MINI




- Each machine with two pcs pay-off;
- Each pay-off Maximum carrying capacity 2,500KG bar;
- Automatic braking system (Choice);
- Be able to dis-assemble and easy to transport.

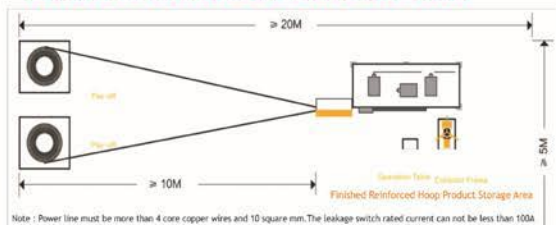
TENSILE STRENGTH	Kg/mm2 45	Kg/mm2 65
SINGLE WIRE BENDING	5-10 mm	5-8 mm
DOUBLE WIRE BENDING	5-6 mm	
OPERATION	Automatic wire feeding system(CNC)	
MAX. BENDING ANGLE	160°	
MAX. LENGTH OF STIRRUP SIDE	800 mm	
MIN. LENGTH OF STIRRUP SIDE	140 mm	
MAX. BENDING SPEED	800° /sec	
MAX. TRACTION SPEED	75m/min	
BENDING DIRECTION	Unidirection	
AVERAGE ELECTRIC	4KW/H	
L*W*H	2900*1100*1820mm	

PRODUCT DESCRIPTION

- Automatic wire feeding system (CNC);
- Air compressor is seted outside, to ensure better cooling effect, easy transportation and installation;
- Split, multi-blade design (patented) to reduce consumption costs;
- Large storage capacity can save 400 processing geometric graphics, high degree automation;
- Automatic double wire intake system, high processing efficiency;
- High power feeding motor to ensure bending bar accuracy;
- The intelligent fault identification alarm system maintenance more convenient;
- Aerodynamic design observation door, easy adjustment and maintenance, and more security and fast.
- Heavy-duty design line planes, equipped with a brake and buffer device can prevent chaotic lines caused by downtime;
- High quality special material and high treatment to make straightening wheels, traction wheels, the metering wheel, longer life with lower operating costs;



PLANT SETTING DRAWING OF Mini



Model -12 D



CONCRETE CUTTER /FLOOR SAW / GROOVE CUTTER

Specification

Model	BHI-Q650D
Engine	2V86FE / Diesel
Disc Diameter	600mm, 650, 700mm
Max. Cutting depth	250mm
operating weight	245kg
Box size	1500x950x127mm



Specification

Model: HQS 500 A
Cutting Depth: 180 mm
Blade Diameter: 130 mm to 500 mm
Cutting Speed: 47-59 m/s
Water Tank Volume: 37 Ltr.
WEight: 135 Kg.
With Self Start Engine



Specification

Model: FQG 500C
Cutting Depth: 170 mm
Blade Diameter: 130 mm to 500 mm
Cutting Speed: 47-59 m/s
Water Tank Volume: 35 Ltr.
WEight: 145 Kg.
Manual Rope Start



ROAD SURFACE GROOVE CUTTER

Model: HQS500

- Fast cutting straight and smooth lancing.
- Water tank is made of plastics rust proof durability in operation easy to disassemble.
- Open triangular belt and it's easy to change.
- Front handle is easy to transport it can be used as drawer when cutting.
- Preposition electric motor basic shaft fully loaded and it can increase the stability of the head.

Power of electric motor	-	7.5 KW
Line speed of blade	-	40-45m/s
Maximum cutting groove depth	-	180mm

Water Tank: 44 Ltr
Cutting Speed: 40-50 m/s



PLATE COMPACTOR



Model	BHIC50L
Engine	Petrol 1.54F
Weight	52KG
Centrifugal Force	8.5 KN
Vibrating Frequency	5210 VPM
Max Travel Speed	15 M/MIN
Plate Size	43x30

PLATE COMPACTOR



Model	BHI- C100D
Engine	170F/Diesel/Petrol
Weight	90 KG
Centrifugal Force	10KN
Vibrating Frequency	5480VPM
Max Travel Speed	20 M/MIN
Plate Size	58x44

PLATE COMPACTOR (MOTORISED)



Model	BHI-Hz0160A
Working Quality	120 Kg
Power of Electric Motor	2.2 Kw
Rotation Speed of Electric Motor	2840/Min
Model of Electric Motor	Y90L-2
Vibration Frequency	3500T/Min
Idle-load Amplitude	10 mm
Vibrating Area	0.2mm ²
Sloping Capacity	170
handle controlling force	<100N
Operation Speed	20M/min
Overall Dimension	700x420x890mm



BETTERING /TAMPING RAMMER

Model	BHI80H
Engine	GX1 60 Petrol
Weight	79Kg
Imping Stroke	10KN
Jumping Store	40-65mm
Impact Number Per Min.	450-660
Fuel Tank Capacity	2.0L
Shoe Size	330x290mm

REVERSIBLE PLATE COMPACTOR



Model	BHI- C160LD
Engine	178F
Weight	146KG
Centrifugal Force	30KN
Vibrating Frequency	4500VPM
Max Travel Speed	20 M/MIN
Plate Size	70x50

Portable Hydraulic Mixer with Tower Hoist (100 ft Height Hydro Comb)



MODEL - BHI-1612 Modal: Bhi-Hydro Combo

We are offering Portable Hydraulic Mixer with tower Hoist, which has a capacity of 7 CFT/10 CFT (200 LTRS and is equipped with friction roller type, heavy duty steel core wire and easy operation. It has a hydraulic pump, which is directly coupled with Motor

- Technical specifications**
- Power-12 Hp electric motor
 - 4 pole Channel frame 1 Ton or 1.5 Ton
 - Speed 20 to 30 Mtrs/Minute
 - Friction roller type
 - Heavy duty steel core wire
 - Easy to operate
 - Conventional discharge
 - Heavy chassis frame
 - Hydraulic pump is directly coupled with engine

TOWER HOIST WITH FOUR POLE CHANNEL FRAME

- Four pole channel frame for 1 Ton-1.5 Ton.
- Speed 25 to 35, Mtrs/Min.
- Friction roller type.
- Heavy duty steel core wire.
- Diesel engine/ electric motor operated.
- Also available in reduction gear box.



BHI-CE-1287

TWO POLE LIFT MIXER WITH HYDRAULIC HOPPER

AUTO BRAKE TYPE
India's First Auto Braking System



MODEL - BHI-1611

Two Pole Lift with Mixer

With out Hopper, Height of Lift 55ft, Pneumatic Wheel. 4 Nos., Heavy Duty Safety Locking Available, Angle Heavy Duty, Easy to operate
Power : 10 HP electric 3 phase motor, Power 8/10 HP Air cooled Diesel Engine
Volume 200 LH/ 1017 CFT

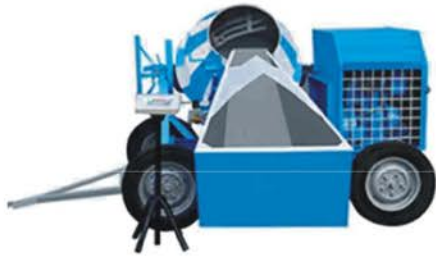


MODEL - BHI-1610

Two Pole Concrete Mixer With Lift, with Hydraulic Hopper

With Hydraulic Hopper, Height of Lift 55 ft, Pneumatic Wheel, 4 Nos., Heavy Duty, Safety Locking Available, Angle Heavy Duty, Easy to operate
Power : 10 HP electric 3 phase motor, Power 8/10 HP Air cooled Diesel Engine

Single Bin Mixer



Model : BHI-BM-10
 Capacity : 01 Bag / 1.5 Bag
 CFT : 10/7
 Colume (Ltr) : 200 Ltr.
 Engine/Motor : 10 HP/ 7.5 HP
 Hopper : 01 Bin / 02 Bin / 03 Bin

Two Bin Mixer



Three Bin Mixer



CONCRETE MIXER WITH HYDRAULIC HOPPER WITH ENGINE / MOTOR

- Make - Bellstone
- Model - BHI-1407 H
- Capacity - 10/7 Cft One Bag, 21/14 Cft Two Bag
- Engine - 6.5 HP or
- Motor - 5 HP 3 Phase
- With Truck Chasis
- Heavy Duty Hydraulic Hopper
- Export Quality
- Along with Pneumatic Wheel 4
- Trouble Free



BHI-1407 H

CONCRETE MIXER / WITHOUT HOPPER

Make - Bellstone
 Model - BHI-1407 (W/H)
 Capacity - 10/7 CFT (One bag)
 Engine - 6HP Or
 Motor - 3 HP, 3 Phase
 With Truck Chasis
 Heavy Duty
 Along with Pneumatic wheel (Jeep Tyre)
 Export Quality



Model : BHI-1407 (W/H)

REVERSIBLE MINI BATCHING MACHINE (600 / 750 Lts.)



MODEL	BHI-RV-800	BHI-RV-1050
Description	RM 800 E	RM 1050 E
Hopper Capacity	800 Liters	1050 Liters
Batch Capacity	600 Liters	750 Liters
Machine Output/Hour	10-12 Cum	12-15 Cum
Total Connected Power	12.5 HP	15 HP
Water Tank Capacity	200 Liters	250 Liters
Water Feeding System	Through 1 Hp Self Priming Monoset Pumps	
Hyd. Tank Capacity	40 Liters	60 Liters
Weighing System	Load Cell Based Digital Weighing System with Digital Display Batch Controller	
Gear Ring & Roller	Accurately Machined With Gear Cutting Operation Supported By Heavy Duty Twin Rollers Guide	
Control Panel	Microprocessor Based Digital Control Panel	
Overall Dimensions	L 4100 X W 2100 X H 2900	L 4200 X W 2350 X H 3300

Principle - Direct loading of material in the bin fitted above Load cell.

INBUILT DIGITAL WEIGHING SYSTEM LOAD CELL BASED

Indigenously Developed Highly Successful Load Cell Based Weighing System To Give More Accuracy of Weighing Aggregate.



Handle for Unloading Incase of Power Failure



THREE BIN
 Third Bin Facilitates The Requirement of Weighing Metal



Automised Water & Admixture Dozing Systems



Four Wheels For Easy Mobility



DOUBLE HYDRAULIC CYLINDER



HOPPER VIBRATOR

VIBRATORY POWER / NOZZLE / ENGINE / MOTOR



Model	Vibrator Head Dia x Length (mm)	Vibrator Amplitude (mm)	Frequency (Hz)	Revolution of Flexible Shaft (rpm)	Flexible Hose Length (m)	Approx Weight (kg)
MMVP/MVS32	32x442	1	225	3000-3600		11
MMVP/MVS38	38x442	1.2	225	3000-3600	*standard 4m	12
MMVP/MVS45	45x442	1.25	225	3000-3600		13
MMVP/MVS50	50x442	1.3	225	3000-3600	maximum 8m	16
MMVP/MVS70	70x442	1.4	200	3000-3600		17

Type - Aircoller 4 cycle, Single Cylinder, Power-4Kw/5-HP, Wt. 22Kg.

Model BHI-MVDR-3.

MOTOR

Concrete Vibrator Electric Motor Drive
Single Phase - 2Hp 3 Phase - 2 Hp

NOZZLE (POKER)

size - 25mm x 6 m - 40mmx6m
50 mmx6m - 70mmx6m
Frequent 200-250 Hz Revolution 3000- 3600rpm
Hose- heavy dub best quality

SUBMERSIBLE PUMP



BHI-MSP-2

Discharge Dia mm (in)-50(2) Max. lift (m)-18
Max. capacity ; 1300 Lph Revolution : 3000 3600
Rpm Length Of Hose ; *5 Weight W/o Engine ; 21 Kgs.
Plus : Engine Dynapac Coupling

HIGH PRESSURE WASHER PUMP

Advantage :
Automatic suction Pump can still be running for 30 minutes when sprayer gun turned off

Model - BHI-3Wz-2500
Flow rate - 15L/Min
Pressure - 170 Bar
Rpm - 3400 Rpm
Power - Diesel/Motor
Engine 178F



Hand Held-Mixer

Speed: 450 mm
Rated Power: 850 watt

Features:
Ergonomical side handle with soft grip for comfortable and energy-saving working Compact and light weight body High duty gear housing for long lifetime Multifunctional bracket for putting down and picking up ease and protects the housing.
Accessories: 120mm Paddle



PORTABLE VIBRATOR (ELECTRICAL) For Columns/Pillars/Narrow Areas

Model BHI-PV-01
HOSE : 1.5 MTR.
(38/35 mm Dia of Nozzle)



High Speed Portable Concrete Vibrator

Power: 2 HP
Voltage: 240 V
Frequency: 50 Hz
Structure: Rotor Type
Speed: 3450 RPM
Amplitude: ≥1.2
Size: 400x230x275
Weight: 6.5 Kg



PROFESSIONAL BRICK SAW

Bellstone is an ideal long-term, portable brick saw for pavers, bricks and tiles, with a fold-away stand suitable for all site work. Powered by electric motor and petrol engine, suitable for medium to heavy work load.

- Features
- Cutting head supported by bearings allows the head to be positioned at any cutting depth.
 - Water hose connection is available as standard parts
 - Throttle control is available at easy-to-reach location.
 - Handle grips offer comfortable operation.
 - Dual belt drive ensures reliable power transmission
 - Wheeled for easy move to different working site.



BHI-Brick-Saw

MULTIFUNCTION FLOODLIGHT TOWER / TRAILER TYPE

MODELS	BHI-PB1400TMW	BHI-PB1600TMW
MEASUREMENTS		
Tower Height	5.2m	5.4m
A Height	1.46m	1.46m
B Length	4.55m	4.55m
C Width	1.55m	1.55m
Weight	70kg	70kg
TRAILER		
Number of Light	4x100W/4x100W Halide lights	4x100W/4x100W Halide lights
Light output	440,000	440,000 Lumens
Light Bar Rotation	180 Electrical Moving	180 Electrical Moving
Man operation	3 Steps Manual	3 Steps Manual
Standard low hitch	Yes	Yes
Stabilizer supports	Yes	5 x Manual 195
Tire Size	185	185
POWER		
Rated Frequency	50Hz	50Hz
Rated voltage	220V	220V
Rated Power	1.9 KW	1.9 KW
Rated speed	1,500 RPM	1,500RPM
Engine model	SC182C	Q2380
Number of Cylinder	1	2
Cooling	Water cooled	Water cooled
Fuel	Diesel	Diesel
Fuel tank capacity	13L	12L



BHI-PB1400 TRAILER
TYPE 1000Wx4 LAMPS



BHI-PB1400

The Classic trailer type light tower

- The light tower is worldwide receives with its stable high luminance and large-scale illumination, and widely used in the U.S. 911 rescue sites.
- Due to the superior performance, it can be used in emergency situation such as earthquakes, flood control, and disaster relief, etc. It is also capable outdoors, and it is water, dust, shock and wind resistant.
- Alternative illumination for wharf, airport, sports center, and other public areas.
- Outdoor fields like mines, gold coal iron mines etc.
- Emergency repair and maintenance for electronic power, water supply gas telecommunication, railways and roads.
- Special use in fire fighting, police and military troops etc., and modifications can be made to meet customer's requirements.

Features

- The underpaw is fixed by a tripod, it is equipped with qualified speed brake which, making the light tower safe, soft, and easy to operate.
- The mast of 1000mm (large metal hose length) can rotate in the range of 360°, and change angles of illumination randomly.
- Switched on by electricity, applicable for lighted and low temperature environment. The optional equipment is diesel and gasoline generators. Auxiliary tank is provided to extend the operating time.
- Equipped with shock absorption underpaw, it is applicable for high-speed pulling. Optional tail brake is provided.

MULTIFUNCTION FLOODLIGHT TOWER / BALLOON LIGHT TOWER

- Easy -moving with footbrake
- Mast with self-locking mechanism
- Easy-operating lateral supports
- Multi-directional flood illumination



BHI-DLT-6500-4



BHI-PB 440

BHI-FZM-400B

Key Light for nighttime construction and asphalt pavement

- Equipped with generator, the light tower works with convenient power supply.
- Night construction condition has been improved to raise working efficiency and speed.
- Applicable for asphalt paving, disaster relief, repair and maintenance of water supply, gasoline, tunnels, and mines, waste disposal, parking lot, wharf, civil and military airport, as well as various illuminations for combat readiness.
- A competitive product with several patent techniques in the world.

Features

- Glare-free, shadow less, brighter, safe, and with a coverage angle of 360°. High visibility can allow oncoming traffic to recognize a construction zone from a distance and enables drivers and construction workers know exactly where they are. The Balloon Light is a soft light, so it will not blind those who are looking into it, nor approaching traffic.
- A soft light provides a better working condition.
- And also be used as an illuminated signboard for promoting the user.
- Especially applicable in high way or major road construction.

SPECIFICATION

Balloon Light/Tower/Attachable Light	BHI-DLT-6500-4	Model	BHI-FZM-400B
Type	H-Power	Frequency	50Hz
Rated voltage	230V	Rated Voltage	240V
Rated frequency	50Hz	Rated Power	3 KW
Rated output	4.5 KVA	Max Power	5
Maximum output	5 KVA	Fuel	Diesel
Fuel Diesel	Diesel	Continuous Running Time	7.5
Fuel consumption	1.6 L/hr	Total power of the lamps	400x4
Working hours	7.5 hr	Lifting limit of the mast	4.2m
Fuel tank capacity	16 L	Inclination	10
Starting System	Electric Start	Windproof ability	8
Watt x number	1,000W x 2 Lamps	Elevating Height	1800-4800mm
Total luminousness	220,000lm	Walk Type	Hand Push
Number of expansible scales	5	Dry weight	175 kg
Length of the expansible scale	2,220-5,770mm	Size	1300x900x950
Restrictive LWH	1,190 x 830 x 1,670mm		
Maximum inclination	< 10°		
Anti-wind	< 6		
Net weight	380kg		

BALLOON LIGHT TOWER (ATTACHABLE TYPE/ STANDARD TYPE)



MOBILE HIGH-RAISED LIFT TABLE

Suitable for all construction sites, Brick work, Paint Job, Glass cleaning, fixing and maintenance, decoration in high Rise, transforming the goods between shells, producing shells, Production line for different height in warehouse, Bridge, Elevated work and so on.

LIFT TABLE

Has electric up-down switch and auto up-down switch, the worker on the ground or on the table can control the up and down of the table. Lift table is equipped with hydraulic pump used for no power circumstances, the Cylinder of this table has the unloading control valve, when the hydraulic system is out of work.



Model : BHI-SJI-14



Model : BHI-SJI-6

This lift table is useful in all Industries, Construction Sites, Building Maintenance, Glass Cleaning Railways, Defence, Police, Fire Dept., Disaster Management, Bridge Work, House keeping, Malls and so on.



Programs	Specifications & parameter		Unit
Specified capacity	500	300	Kgs
Max height of table	14000	6000	mm
Min height of table	1800	950	mm
Dimension of the table (length*width)	2600 x 1500	1780 x 840	mm
Direct current	220v/440v.		V
Alternating current	380	380/50Hz	V
Motor	4	1.1	Kw
Elevating Time	132	54	Sec.
Out ward dimension	2800	620	Length mm
	1600	370	Width Mm
	14000	6000	height mm
Total Weight	2500	750	Kgs

SUSPENDED WORKING PLATFORM

PRODUCTS INTRODUCTION

Suspended Working Platform is used for exterior Construction , Decoration, cleaning maintenance of High rise Building's a substitute of traditional scaffolding, an Ideal machine for welding of ship in shipbuilding industry, installation of elevator-size tanks and high chimneys, inspection, cleaning and repair of Bridges.

It can be widely used in parapet and complicated building in different heights, we can also supply customized platform to meet different requirement from the customers. Rated suspending load : 8KN*2. We can also supply special suspended mechanism parapet wall's device, according to various building's structures.

Hanging Platform offers a modular, quickly installation, working platform system that can be fixed around full outer perimeter of structures. Lightweight and fitted to allow high level access without the need to restrict the area below. Simple and easy to install; Adaptable for different situations; Adjustable in height; Lightweight for ease of transportation.

The working height can be adjusted with your need
The voltage can be adjusted with your need



MODEL	BHI-ZL-800
Material	Steel Painted
Height	100 mtrs.
Rated load	800 kg
Platform length	2.5 Mtr. To 7.5 Mtr.
Safety lock type	LST 30
Volume	3.5 m3
Weight	1900 kg
Counter weight	25mmx40 pcs
Diameter of steel rope	8.6 mm
Voltage 3 Phase	415 V 50HZ A C
Working Speed	8.3mtrs/min

HOIST MOTOR	BHI-ZL-800
Rated Lifted Load	8 KN
Lifting Speed	8.3 ± 0.5m/min
Motor Power	1.8 KW
Working Wire Rope Dia	φ 8.6 mm
Operation Voltage	415 V
Frequency	50 Hz
Motor Rotation Speed	1420 r/min

SAFETY LOCK	BHI-ZL-800
Quantity	2 pcs per set
Rated Impact Force	30 KN
Range of Rope Lock Angle	3 - 8
Rope Lock Distance	<100 mm
Dia of Wire Rope Used	φ 8.6 mm



MODELS & SPECIFICATIONS CAN CHANGE WITHOUT PRIOR NOTICE.

SINGLE DRUM ROLLER



Model	BHI-R300D
Engine	5.5 HP Diesel Engine
Centrifugal Force	12 KN
Vibrating Frequency	70 Hz
Max. Travel Speed	1.82 KM/H
Water Tank Capacity	12 L
Hydraulic Oil Company	15 L
Roller Width	550mm
Roller Diameter	400 mm
Operating Weight	210 KG
Dimension	750x775x975mm

Model	BHI-R600D
Engine	9 HP Diesel Engine
Centrifugal Force	21 KN
Vibrating Frequency	3600R/ Min
Max. Travel Speed	4.5 KM/H
Water Tank Capacity	40L
Hydraulic Oil Company	25 L
Roller Width	650mm
Roller Diameter	375 mm
Operating Weight	660 KG
Dimension	1225x800x1225mm

DOUBLE DRUM ROLLER



DOUBLE DRUM MINI ROLLER WITH SEAT DRIVE



BHI- FYL 850

Model	: BHI- 850
Engine	: 9 Hp Aircooled Diesel Engine
Wheel Size	: 560x700 and 425x500
Walk Speed	: 0-5 Km/H
Climbing Capacity	: 30%
Drive	: Hydrostatic Drive
Vibration Control	: Electromagnetic Clutch
Static Linar Load	: 55N/cm
Nominal Aptitude	: 0.5mm
Vibration Frequency	: 70 Hz
Exciting force	: 21 KN
Water Tank	: 15 Ltr.
Hydraulic Tank	: 15 Ltr.
Net Weight	: 800 Kg.
Starting	: Hand/Electric both
Size	: 1900x1100x1300 mm

Application:
Small Road Roller is used for compaction of asphalt surface, compaction of gravel, sand and other projects. The ride-on vibratory rollers are small-size vibratory roller, applied to mending and maintaining various roads, expressway shoulder, roadside walk, parking area, sports ground and garden lawn. They are especially suitable for compaction of narrow areas as pipeline channel and drainage trench etc.

DE WATERING SET

DOUBLE BEAM VIBRATOR



Model BHI-45
Length 4200 mm
Power Rating 1 H.P.

CONCRETE TRUSS SCREED



Make : Bellstone
Power : 5.5 HP Engine / 3 HP Motor
Working Width : 4 Mtr.
Working depth : 260 cm
Frequency : 70 Hz
Standard Saction : 1000 mm

VACUUM PUMP



Model BHI-50
Length 1200 mm
Height 800 mm
Weight 110 Kg
Max Dewatering Capacity 24 sq. Mt within 30 min.
Prime Mover Electric
Power Rating 7.5 H.P. Motor
With Panel Board

SURFACE FINISHING SCREED



Model BHI-MCD-2
Make : Bellstone
Engine 2 Cycle Petrol Engine
HP 1.9 hp, With 04 Feet Blade, Weight : 12.7 Kg.

WALK BEHIND POWER TROWEL



Technical Specification
Model BHI-MT 24-2 & 36-2
Make: Bellstone
Engine Petrol, Air Cooled, Single Cylinder
Power 6.5 HP or 3 KW Electric Motor
Operation Mass (Kg.) : 63
Size : 36 inch



OTHER ACCESSORIES :

1. Top Mat - 1 Pcs Required
2. Filter Mat - 4 Pcs. Required
3. Suction Pipe with Steel QC Fitting
4. Pannel Board - 2 Pcs. Required

MONKEY LIFT / MONKEY CRANE

Model : BHI-ESR-II
With Remote & Wheel Barrow
Lifting Height: 70 Mtr.
Motor Rotation Angle: 360
Motor Power: 7.5 HP
With Magnetic Break
Carrying Weight : 500 KG
Boom Height: 7 Feet
Reduction Type Gear Box
Mechanical Based
Wire Rope: 10 MM
Heavy Chassis
Bucket with Hard Rubber Big Wheel



Model : MKL27A
With Panel Remote
Wheel Barrow : 02
Lifting Height : 50 Mtr.
Boom Length : 7 Feet
Speed 20 Mtr. / Min
Motor Rotation Angle : 360
Motor Power : 3 HP (Crompton)
(Available in Single & 3 Phase)
Carrying Weight : 200-250 Kg
Boom Height : 6 Feet
Reduction Gear Box with magnetic Breaking wire
Rope : 10 mm

MINI LIFT/MONKEY CRANE

Monkey Lift / Monkey Crane with Wheel
Barrow Trolley and Remote

Model No. : MKL-26
Make : Bellstone
Reduction Gear Box and Magnetic Break
Lifting Height : 50 Mtr
Motor Rotation Angle : 360
Motor Power : 7.5 HP
Carrying Weight : 500 KG
Boom Height : 6 Feet
Mechanical Based Wire Rope : 10 MM
Heavy Chassis Bucket with Hard Rubber Big Wheel



BHI-MKL-26

SURVEYING INSTRUMENTS

AUTOMATIC LEVEL



20x - 24x
MODEL NO.:
BHI-S1

All models incorporate an endless horizontal motion drive with two knurls for fast and easy aiming. Operable with either the left or the right hand. After leveling the level in the right direction, it can be aimed at the target more precisely by using the fine motion feature.
The telescope's optics are bright and clear. The instruments can be used easily in confined locations as well, thanks to the exceptionally short 30 cm (118) minimum focus distance (from the center of the instruments).

Auto Levels



BHI-S2

Standard deviation per 1 km double-run levelling : 2.5 mm
Telescope image : Upright
Magnification : 20 x 24
Clear objective lens : 38 mm
Shortest focusing distance : < 1.0 m
Field of view at 100 m : < 15'
Working Range : < 0.5'
Sighting accuracy (standard deviation) : < 0.5'
Circular bubble : 8/2 mm

Theodolites 20" Watts Pattern

Telescope	Model - VTO - 20
Image	Erect
Length	178 mm
Magnification	25x
Effective Aperture	38 mm
Field of View	2.6 M at 100M Short
Focus	1.5 M
Stadia Ratio	1:100
Stadia Constant	0
Resolving Power	4"
Circle Diameter	Hx113 mm, V 100mm
Graduation	20'
Vermer Reading	20'
Plate Level Sensitivity	45/2mm
Vertical Circle Level	1/2mm



BHI-S3

Steel Measuring Tape 3m, 5m, 8m, 10m



BHI-S27



BHI-S26

Brunton Compass



BHI-S5

Utilizing a more traditional design, the Conventional Compass uses Alnico II magnets and a "V" cut sapphire jewel bearing for smooth movement. Conventional suspension offers premium performance when used with a balancing region.

Prismatic Compass



BHI-S6

Disadvantage of chain surveying is that, in it only distances are measured and hence area is to be covered with a network of triangles. If the length as well as angle of a line can be measured with respect to a known direction then it is possible to plot a line.

Nautical Sextant



BHI-S7

Our organization has pioneered the manufacturing of Nautical Sextant which is available in 17 designs. It can be availed in a standard size of 8 inch, and can also be manufactured as per client requirements



BHI-S8

Clinometer Handle Compass is a reproduction of an antique Clinometer compass. The Handle Compass gets its name from its "handle" shaped sight, which actually serves two purposes: With the compass level, an object can be viewed through the peep sights to determine its magnetic heading.

Aluminium and Wooden Stand



BHI-S9

SURVEY EQUIPMENTS


- Levelling Staff
- Altimeters
- Survey Chains
- Measuring Tapes
- Prismatic Compass
- Bruntons Compass
- Clinometer Compass
- Measuring Wheel
- Ranging Rod
- Drafting Machine
- Cross Staff
- Abney Level
- L. O. P. Level
- Engineering Tilting Level
- Telescopic Alidade
- Hard Level
- Pocket Stereoscope
- Plane Table
- Alidade Brass
- Trough Compass Magnetic
- Engineering Level Brass
- Plumb Bob Brass
- Plumbing Fork
- Optical Square
- T Square
- Survey Umbrella
- Ammonia Printing Machine
- Telescopic Stand
- Tripod - Wooden / Aluminium



BHI-S11

Distance
Measuring

BHI-S10



Ranging Rod

BHI-S10 A

Aluminum Leveling
Staff

MATERIAL TESTING LABORATORY INSTRUMENTS

ELECTRONIC THEODOLITE



Easy-to-use, accurate instruments for construction and survey environments. Designed for general construction and survey applications, electronic digital theodolites gives you accurate measurements in an affordable, easy-to-use platform.

Sec., 3 Sec., 5 Sec.
MODEL NO. :
BHI-S12

TOTAL STATION



Ergonomically designed structure, user-friendly operability and the most powerful survey software available today and extensive array of highly versatile surveying programs are available as options exact functions you need handle your surveying projects efficiently.

1 Sec., 2 Sec., 3 Sec.
BHI-S13 MODEL NO. :
BHI-S4A, BHI-S4B

GPS DISTANCE METER



BHI-S14

MIRROR STEREOSCOPE



BHI-S15

This is a boxed stereoscope made of metal with Kershaw Optics. This stereoscope was used to view aerial photography in 3D. Aerial photogrammetry is mainly used to produce topographical maps and terrain models. The optical unit consists of Kershaw prismatic binoculars, type TL2 with focal adjustment for each eye.

Digital Planimeter



BHI-S16

Our range of plainmeter is offered at industry leading prices. This range is customized as per the specifications of our clients and is designed and developed at par various industrial standards.

Tangent Clinometer



BHI-S17

Indian Pattern tangent Clinometers with Rack & Pinion Arrangement With Face & Vane divided in One for Elevation and One for Depression In Degrees and on Other Side with Scale of Tangents in Carrying case two model available

CONCRETE TEST HAMMER (SMALL) BS 1881



BHI-CSC-160

The concrete test hammer is an instrument which is easy to use. For quick and approximate measurement of the resistance to pressure of manufactured concrete products. The principles on which it works are based on the rebound impact of a hammer on a piston which rests against the surface of the concrete products. The Greater the resistance of the concrete, greater is the rebounded impact. Specification : Conists of a b

Plain Table With Stand



BHI-S18

- A plane table is a device used in surveying and related disciplines to provide a solid and level surface on which to make field drawings charts and maps.
- The early use of the name plain table reflected its simplicity and plainness rather than its flatness.

CENTRIFUGE EXTRACTOR (MOTORISED)

ASTM : D2172, AASHTO : T-58, T-164



BHI-CSC-454

An electric motor and gear rotate same as above but shaft. Care is taken to prevent solvent entering into the rotor of electrical motor. Operates on 230volts A.C. single phase. Accessories: 1. Filter paper disc (paper disc (packet of 100nos.) 2. Benzene.

Core Cutting /Core Drilling Machine (Motorised)

bs 1377



Features :
Max. Drilling Diameter : 3" / 4" / 5"
Rated Voltage : 110/220/240V~
Rated Frequency : 50-60 Hz
Rated Input Power : 250 W
No - Load Speed : 400/900 r/min

BHI-CDS-255

PROVING RINGS



Proving Rings are used for load measurements and are used in the outfit a number of soil/cement & Bitumen. Testing Equipments like Direct shear test apparatus, triaxial shear test apparatus, C.B.R. Test, Unconfined Test Marshall test etc.

MARSHALL STABILITY TES APP



CUBE TESTING MACHINES



Cube Testing Machine
Capacity : 50/100/150/200 Ton
Type : Pillar Type
Make: Bellstone

BHI-930A



Cube Testing Machine
Capacity : (100/150/200) Ton
Type : Digital
Make: Bellstone

BHI-930B



Cube Testing Machine
Capacity : (100/150/200) Ton
Type : Digital Cum Manual
Make: Bellstone

BHI-930C


DETERMINATION OF LIQUID LIMIT



BHI-1025

Casagrande method and cone-penetrometer method. Soil mechanics. BS 1377, High quality of design ensures consistency of results, Satisfies international standards. Hand operated or motorised on order.


PILLER TYPE



BHI-930A

Cube Testing Machine
CTM-100+150+200
Manual, Electrical & digital

CUBE MOULDS



BHI-1108

The moulds are manufactured from high quality cast iron. Consequently the moulds, with reasonable care, maintain their size and shape. Steel dowel pins ensure accuracy of alignment during re-assembly BS 1881

Universal Oven (250°C) (300°C)

Order Code	Size (mm) inside Chamber (Mild Steel/ Stainless Steel) (Weight)
BHI-LSR 106-A	355 x 355 x 355 mm 455 x 455 x 455 mm 455 x 605 x 455 mm 605 x 605 x 605 mm 605 x 910 x 605 mm




Salient Features
• Triple Heated MS /SS-304 Qty. inside
• MG epoxy power coated outside
• Temp range 50°C to 300°C/500°C
• Thermostatic Control
• Built in thermometer
• Heating Elements on both the sides
• Two to three removable shelves
• One air circulation fan
• Power Supply 220/230Volts A.C.

AGGREGATE IMPACT TESTER IS : 2386(PART-VI) BS 812



BHI-CSC-472

VIBRATING TABLE IS 2514



BHI-CSC-122

VIBRATING MACHINE IS. 4031 1968 IS 1344, -1959, BS: 4550



BHI-CSC-124

LENGTH GAUGE FOR AGGREGATE IS : 2386 (PART-I, BS- 812)



THICKNESS GAUGE FOR AGGREGATE IS : 2386 (PART-I)

BHI-CSC-458



BHI-CSC-460

SIEVES



BHI-CSC-406



BHI-CSC-408

(a) Size : 8" Brass
(b) Set as 7 No. With Lkd & Pan.
Specification : Test Sieves a common Laboratory requirement Sieves are used for Sieving of chemical powders, medical powders, aggregate, sand soil and cement.
Size : 12" (G.L.)
Type : Manual
Specification : The G.L. Frames sieves manufactured normally in sizes 300 mm dia or 450, do a Jave a a steel; perforated sheet having accurately punched square holes.

UNIVERSAL TESTING MACHINES

TESTING & LABORATORY EQUIPMENTS



BHI-910

Machine provided with electronic digital display for Load and Elongation. Facility to hold peak-load and tare facility to make load zero. Elongation display can be set to Zero. Optional printer facility. All other facilities

CONE-PENETROMETER APPARATUSES



BHI-1030

Enables the direct measurement of liquid limit to be carried out simply and quickly, for adjusting the cone height in relation to the specimen. This apparatus is in the measurement of the penetration of bitumen.

CBR TEST APPARATUS



Max. Load : 50kN
 Test speed : 1.27 mm/min
 Load measurement : by load ring, fitted with 0.001mm high resolution dial gauge to fulfill the standard requirements
 Complete with adjustable penetration piston and dial gauge 30mm travel x 0.01 mm division.

BHI-1031

Le-Chateleier's Mould

Specification

Used for determining the expansion of cement. The mould consists of a spring tensioned slit cylinder 30 mm internal diameter, 30mm high with two indicator stems which measure 165mm from the points of the centre line of the cylinder and O ring. Two or three moulds are required for each test. To perform the test, a water bath is also required

BHI-CDS-255

FLOW TABLE IS : 5512, BS 4551, ASTM C 230



BHI-CSC-046

This is used for measuring the consistency of Pozzolans and also cements mortar and hydrated lime.


Specifications: It consists of a machined brass table top 250*72.5mm, dia mounted on a rigid stand. The table top is reinforced with equally disposed ribs and allowed to conical brass mould 100 mm I.D. top dia and 50 mm high
 Accessories: Mild steel plate 25mm thick and

Marshal Stability Apparatuses

Marshal Load Fram
 Marshal Pedestal
 Marshal Breaking Head
 Marshal Mould
 Marshal Rammer
 Proving Ring
 Dial Gauge

BHI-CDS-419

Los Angeles Abrasion Testing Machine is : 2386 (part Iv) Astm : C 131, Aasho T 96.



BHI-CSC-484

Used for testing crushed rock, crushed slag, crushed and uncrushed gravel for resistance to abrasion
 Specifications : the machine consists of a hollow cylinder mounted horizontally on a study frame on ball bearings, dust tight cover to facilitate charging and discharging shelf which extends throughout the inside length of the drum which catches the abrasive charge and does not allow it to fall on the cover. The drum is rotated by an electric motor through a heavy reduction gear at a speed of 30-33 r.p.m. A heavy reduction counter is fitted to the frame.

RAPID MOISTURE METER 0.50%



BHI-CSC-262

Make : Bellstone
 Model : BHI - CSC - 260 & 262
 Specification : The unit consists of a pressure vessel with clamp for sealing cap, rubber sealing gasket, pressure gauge calibrated in percentage moisture content 0 - 25% x 1% on the wet weight Bellstone, a counter poised balance for weighing sample.

SIEVES SHAKER



BHI-CSC-420

Size : 8", 12", 18" Type : Motorized
 Specification : Carriers upto 7 sieves of 150 mm or 200 dia meter. The Shaker is driven by 1/4 H.P. Motor through a reduction gear immersed in oil. The sieve table does not rotate but is inclined from the vertical axis and the direction of inclination changes

SLUMP CONE APPARATUS



BHI - CSC - 028

Make : Bellstone
 Model : BHI - CSC - 028
 Specification : The Apparatus consists of one slump cone with handles and foot pieces. The Slump cone has internal dimensions 20 cm. dia at base 10 cm top dia and 30 mm high. Foot pieces can be fixed to the clamps on the base plate.



BHI-1086

COMPACTION OF SOIL

Two sizes of compaction rammer are standard, 2.5 kg. and 4.5 kg. operated in conjunction with a 102 mm (Proctor) or 152mm. Healthy plated steel and comprises collar, mould body and base plate. Quick release wing nuts.

SAND REPLACEMENT CYLINDER



BHI-CSC-226

Make : Bellstone
 Model : BHI - CSC - 226
 Specification : The Complete apparatus consists one each of : Small Sand Pouring Cylinder, 3 Liter Capacity, Fitted with conical funnel and shutter. Cylinder Calibrating Container, internal dia 10 cm and internal depth 15 cm fitted with flange, metal tray.

LABORATORY EQUIPMENTS

- Laboratory Glass-ware
- Humidity Cabinet
- Autoclave Vertical
- Autoclave Horizontal
- Autoclave Portable
- Distilling Water Still
- Vacuum Oven
- Plastic ware
- Moisture Balance
- Microscopes
- Human Torso
- Charts & Models
- Rotator Shaker (Fixed Speed)
- Magnetic Stirrer-Cum-Hot Plate
- Heating Mantle (Made of Glass Yarn)
- Soxhlet Apparatus
- Water & Soil Analysis Kit (Microprocessor & Digital)
- Incubator Universal
- B.O.D. Incubator (Low Temperature)



SECURITY SAFETY PROTECTION EQUIPMENT (HELMET)

Executive Class Helmet Model No. 5011-A	STAFF HELMET Red, Green, Yellow, Blue Model No. 5011-B	TASLA LABOUR HELMET Model No. 5011-C	HELMET WITH EARMUFF HELMET Model No. 5011-D	HELMET WITH WELDING FACE SHIELD, YELLOW FACE SHIELD BLACK Model No. 5011-E	HELMET FIRE MAN FIBER HELMET Model No. 5011-F
---	---	--	---	--	---

SAFETY SHOES

Gum Boot Model No. 5012-A	Gum Boot Executive Class Metal Toe 5012-F	Labour Class 5012-D	Executive Class 5012-E Model No. 5012-C	Ear Plug BHI-6001 Ear Plug BHI-6002	Caution Barricading Roll CAUTION
---	---	-----------------------------------	--	---	--

GLOVES

GLOVES COTTON DOTTED BHI-6001-A	BUFFGLOW PU COATING GLOVES BHI-6001-B	CHEMINTZ FULL COATING BHI-6001-B	GLOVES Insulator Long Finger Gloves BHI-6001-C	RUBBER GLOVES Extra Large Ruller Gloves Yellow BHI-6001-D	WINTER GLOVES Leather Utility Lined with wool BHI-6001-E
---	---	--	--	---	--

SAFETY SHIRTS

SAFETY JACKET STRIP 1" & 2" BHI-7001-A	SAFETY JACKET STRIP 1" & 2" BHI-7001-B	REFLECTED SAFETY JACKET BHI-7001-C	WATER LIFE JACKET BHI-7001-D	GENERAL PURPOSE SAFETY HARNESS SAFETY NET BHI-5011 (A, B)	SIGNAL LIGHTS BHI-E-11
--	--	--	--	--	--------------------------------------

GOGGLES

 A	 B	 C	 D	SAFETY MASK BHI-7001-E	SAFETY MASK BHI-7001-F	CHEMICAL MASK BHI-7001-G	 BHI-7001-H
-------	-------	-------	-------	--------------------------------------	--------------------------------------	--	----------------


ROAD SIGN

 STOP, Yield, No Left Turn, etc.	Traffic Control Light Battern BHI-5025	TORCH BHI-5007 BHI-5003	Safety Belt (Half & Full Body) BHI-5002	 BHI-5003
-------------------------------------	--	---------------------------------------	---	--------------

TOOLS & HARDWARE

CONSTRUCTION DEPARTMENTAL STORE

<p>Angle Grinder</p>  <p>Size : 100mm Power Input : 850w</p>	<p>Impact Drill Kit</p>  <p>Size : 13mm Power Input : 760w</p>	<p>DRILL MACHINE</p>  <p>Size : 10mm Size : 13mm</p>	<p>1/4" DRIVE SOCKET SETS</p>  <p>• 12 mm Square Drive • 2 Tone Finish • Chrome Vanadium Steel</p>
<p>AIR COMPRESSOR</p>  <p>40 Ltr. 2.5 HP</p>	<p>BENCH DRILL</p>  <p>Size : 13mm Power Input : 350w</p>	<p>BENCH GRINDER</p>  <p>Size : 8" / 6" Power Input : 350w / 150w</p>	<p>GARAGE MAINTENANCE TOOL KIT</p>  <p>Size of Box : 660 x 380 x 410 mm Weight : 42 kgs (Approx)</p>
<p>BLOWER</p>  <p>Power Input : 400w</p>	<p>HEAT GUN</p>  <p>Size : (9 Pc Kit) Power Input : 520w</p>	<p>CUT OF MACHINE 355MM (LG Type)</p>  <p>Power Input : 2200w</p>	<p>Cut of Machine</p>  <p>Size : 355mm Power Input : 2100w</p>
<p>Marble Cutter</p>  <p>Size : 110mm Power Input : 1050w</p>	<p>Planer (Plastic Body)</p>  <p>Size : 82mm Power Input : 600w</p>	<p>Demolition Hammer</p>  <p>Size : 65mm Power Input : 1240w</p> <p>Size : 17mm Power Input : 900w</p>	<p>STIRRER</p>  <p>1400 Watt</p>
<p>Rotary Hammer</p>  <p>Size : 20mm Power Input : 500w</p>	<p>SPLIT LEVEL</p>  <p>BHI-T-13</p> <p>BHI-15 (A & B)</p>	<p>HYDRAULIC PALLET TRUCKS</p>  <p>BHI-T 56</p>	<p>HYDRAULIC DRUM LIFTER</p>  <p>BHI-T 59</p>
<p>ELECTRIC / ARGON / GAS WELDING MACHINE</p>  <p>BHI-T75</p>	<p>AIR COMPRESSOR</p>  <p>BHI-T76</p>	<p>PUMP</p>  <p>BHI-E 17</p>	<p>GENERAL TOOLS</p>  <p>BHI-T 74</p> <p>BHI-T 73</p>
<p>PULLEY BLOCKS</p>  <p>BHI-T 62</p>	<p>MOTOR</p>  <p>BHI-E 18</p>	<p>Fire Fighting Equipments</p>  <p>BHI-T 79</p> <p>BHI-T 80</p>	



CONSTRUCTION DEPARTMENTAL STORE®